



2011, October 23
data subject to change

Product Description

Philinea

Decorative linear double- or single-ended vacuum-filled incandescent lamps with Softone coating

Benefits

- White-enamelled versions provide softly diffused lighting
- Specially positioned lamp bases allowing installation in continuous strips of light


Features

- White-enamelled finish
- Slender shape and high luminous intensity

Application

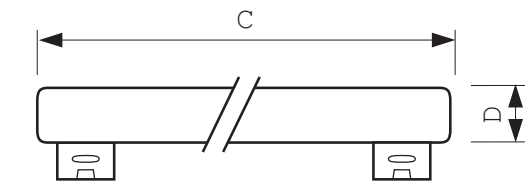
- Aquariums
- Pictures
- Mirrors
- Kitchen cabinets
- Other similar objects

Related products



S14s, T30

Dimensional drawing



S14s, T30

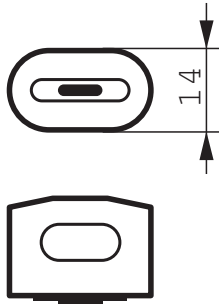
Product	C (Max)	D (Norm)
LINEAR 35W S14s/20 240V T30 WH	300	30
LINEAR 60W S14s/20 240V T30 WH	500	30

General Characteristics


Order code	Full product name	Bulb	Bulb Finish	Cap-Base	Burning Position	Average Lifetime
056900 40	Philinea 35W S14s 240V T30 WH 1CT	T30	White	S14s	any	1000 hr

Order code	Full product name	Bulb	Bulb Finish	Cap-Base	Burning Position	Average Lifetime
056931 40	Philinea 60W S14s 240V T30 WH 1CT	T30	White	S14s	any	1000 hr

Installation diagrams



S14s



any

Light Technical Characteristics

Order code	Full product name	Lamp Luminous Flux	Colour Rendering Index
056900 40	Philinea 35W S14s 240V T30 WH 1CT	270 Lm	100 Ra8
056931 40	Philinea 60W S14s 240V T30 WH 1CT	420 Lm	100 Ra8

Environmental Characteristics

Order code	Full product name	Energy Efficiency Label (EEL)
056900 40	Philinea 35W S14s 240V T30 WH 1CT	F
056931 40	Philinea 60W S14s 240V T30 WH 1CT	G

Electrical Characteristics

Order code	Full product name	Voltage	Lamp Wattage	Dimmable
056900 40	Philinea 35W S14s 240V T30 WH 1CT	240 V	35 W	yes
056931 40	Philinea 60W S14s 240V T30 WH 1CT	240 V	60 W	yes



© 2011 Koninklijke Philips Electronics N.V.
All rights reserved.

Specifications are subject to change without notice. Trademarks are the property of Koninklijke Philips Electronics N.V. or their respective owners.

www.philips.com/lighting

2011, October 23
data subject to change