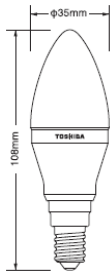


Specification sheet



Product description
Model name
Product Code
EAN code
ITF code

Toshiba LED LAMP E-CORE
LDCC0627CE4EUD
218-50396
4974550426619
14974550426616

■ The strong point of TOSHIBA E-CORE LED Lamp

- Low energy and high efficacy.
- Mercury Free
- Instant illumination
- Low Heat Radiation
- Low UV radiation

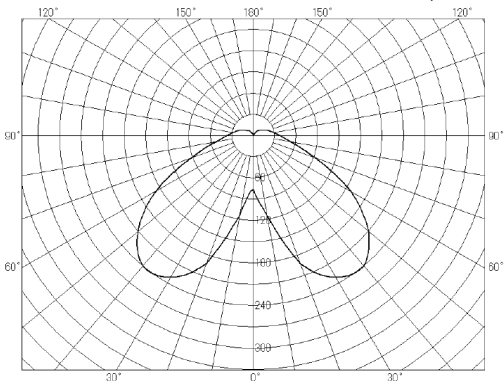
■ Technical DATA

Rated Voltage (V)	220-240
Rated Wattage (W)	6.0
Frequency (Hz)	50 / 60
Rated Input Current (mA)	40
Power Factor	0.65
Luminous Flux(lm)	250
Colour Description	Warm White
Colour Temperature (K)	2700
Colour Rendering Index (Ra)	80
Beam Angle (°)	-
Lamp Finish	Clear
Lamp Efficacy (lm / W)	41.7
Rated Lamp Lifetime (h)	20,000
Lumen Maintenance	70% at the rated lamp lifetime
Number of Switching Cycle	over 20000 times
Dimming	Dimmable
Overall Length (mm)	108.0
Diameter (mm)	35
Net Weight (g)	68
Cap	E14
Starting Time (s)	<0.5
LED Min Lumens to claim wattage equivalence (W)	25

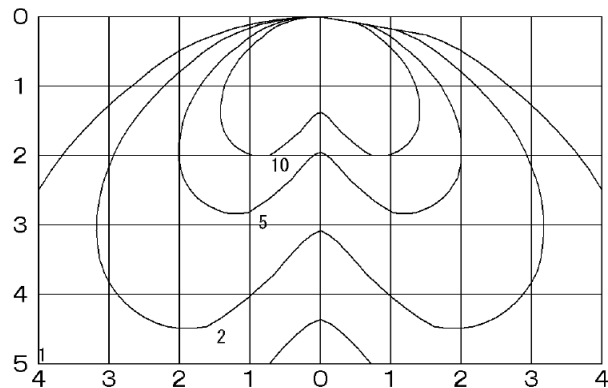
■ Packaging Details

Packaging Type(Std.Pkg.Q'ty)	Dimensions (L×W×H)	Gross Weight (g)	EAN / ITF CODE
Gift Box (1pce)	61mm×61mm×128mm	110g	4974550426619
Outer carton (10pcs)	395mm×193mm×162mm	1490g	14974550426616

LUMINOUS INTENSITY DISTRIBUTION CURVE (cd / 1000lm)

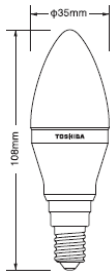


[Height (m)] [Unit (lx)]



- * .Some dimmers may cause flickering and no dimming at lower control level.
 .When the dimmer is connected to numerous lamp, it may not be possible to dim the light to the lowest possible level.
 .When dimming numerous lamps, respective colour or the timing of light out may differ.
 .When turning on the light from 100% dimming, it may not turn on.

Specification sheet



Product description
Model name
Product Code
EAN code
ITF code

Toshiba LED LAMP E-CORE
LDCC0627CE4EUD
218-50396
4974550426619
14974550426616

■ The strong point of TOSHIBA E-CORE LED Lamp

- Low energy and high efficacy.
- Mercury Free
- Instant illumination
- Low Heat Radiation
- Low UV radiation

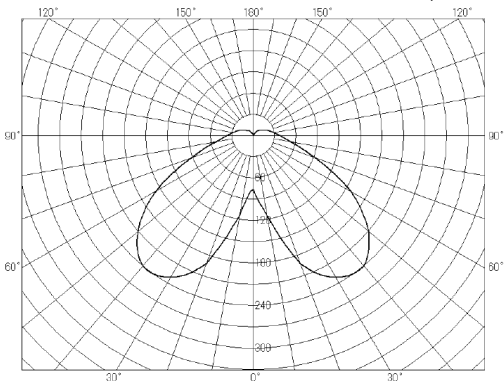
■ Technical DATA

Rated Voltage (V)	220-240
Rated Wattage (W)	6.0
Frequency (Hz)	50 / 60
Rated Input Current (mA)	40
Power Factor	0.65
Luminous Flux(lm)	250
Colour Description	Warm White
Colour Temperature (K)	2700
Colour Rendering Index (Ra)	80
Beam Angle (°)	-
Lamp Finish	Clear
Lamp Efficacy (lm / W)	41.7
Rated Lamp Lifetime (h)	20,000
Lumen Maintenance	70% at the rated lamp lifetime
Number of Switching Cycle	over 20000 times
Dimming	Dimmable
Overall Length (mm)	108.0
Diameter (mm)	35
Net Weight (g)	68
Cap	E14
Starting Time (s)	<0.5
LED Min Lumens to claim wattage equivalence (W)	25

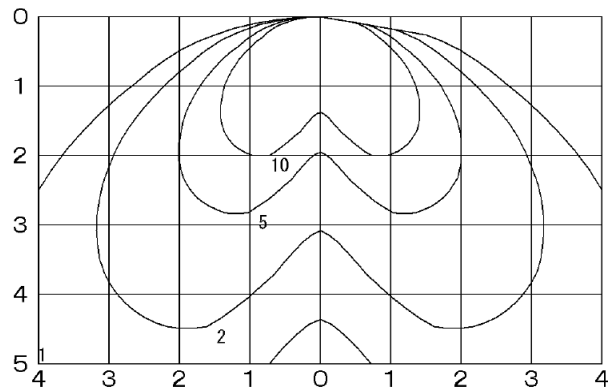
■ Packaging Details

Packaging Type(Std.Pkg.Q'ty)	Dimensions (L×W×H)	Gross Weight (g)	EAN / ITF CODE
Gift Box (1pce)	61mm×61mm×128mm	110g	4974550426619
Outer carton (10pcs)	395mm×193mm×162mm	1490g	14974550426616

LUMINOUS INTENSITY DISTRIBUTION CURVE (cd / 1000lm)



[Height (m)] [Unit (lx)]



- * .Some dimmers may cause flickering and no dimming at lower control level.
 .When the dimmer is connected to numerous lamp, it may not be possible to dim the light to the lowest possible level.
 .When dimming numerous lamps, respective colour or the timing of light out may differ.
 .When turning on the light from 100% dimming, it may not turn on.

