


REPLACEMENT LAMPS FOR LCD AND DLP PROJECTORS

| Equipment | Manufacturer Model # | Equipment | Manufacturer Model # | Equipment | Manufacturer Model # | Equipment | Manufacturer Model # |
|------------------|---|--------------|---|--------------|---|------------------|--|
| NEC | MT850 VT440 VT540 | SANYO | PLC-350M PLC-400N PLC-500M PLC-510M PLC-5500 (N) (NA) PLC-550M PLC-5600N PLC-700M PLC-750M PLC-8800N PLC-8810N PLC-9000 (N) (NA) PLC-9000NL PLC-EF10N PLC-EF10NA PLC-EF10NL PLC-EF10NZ PLC-SP10N PLC-SP20N PLC-SU07N PLC-SU10N PLC-SU20N PLC-SU22N PLC-SW10 PLC-XF10N PLC-XF10 (NL)(NZ) PLC-XF20 PLC-XP07N PLC-XP10N PLC-XP10NA PLC-XP17N | SANYO | PLC-XP18 PLC-XP20N PLC-XP21 PLC-XP30 PLC-XR70N PLC-XU07N PLC-XU10N PLC-XU10NA PLC-XU22N PLC-XW15N PLV-1N PLV-20N | SONY | VPL-S600 VPL-S900 VPL-SC50 VPL-SC60 VPL-VW10 VPL-X1000 VPL-X2000 VPL-X600 VPL-XC50 |
| PANASONIC | PT-D7 | | | SHARP | PG-M10S PG-M10X | TOSHIBA | TDP-B1 TDP-P3 TDP-S2 TDP-T1 |
| PHILIPS | UGO-S-Lite UGO-X-Lite | | | SONY | CS10 CX10 FE100 FE110 FE200 PX21 PX31 VPL-CS1 VPL-CS2 VPL-CX1 VPL-PX1 VPL-PX20 VPL-PX30 | VIEWSONIC | PJ-1060 PJ-860 PJL1035 |
| PLUS | U2-1080 U2-1110 U2-1130 U2-870 U3-1080 U3-880 UP-1100 UP-800 UP-880 | | | | | YOKOGAWA | D-2100X |
| POLAROID | Polar View 360 | | | | | | |
| PROXIMA | DP5600 DP5610 DP5900 DP5950 DP6850 DP6850+ DP8300 DP8400 DP9100 DP9200 DP9210 DP9240 DP9250 DP9250+ DP9260 (+) DP9300 DP9400 DP9400+ (+L) Impression A4 Plus PLC-SU20N Pro AV 9310 Pro AV 9320 (L) Pro AV 9400 Ultralight DS1 Ultralight DX1 Ultralight LS1 Ultralight LS2 Ultralight LX | | | | | | |
| RUNCO | LCP-500 | | | | | | |
| SANYO | PLC-100 PLC-200N PLC-220N PLC-250N PLC-300M PLC-320M | | | | | | |



Projector Manufacturers are constantly adding new projector models and delisting existing projectors. Because of this, it is strongly recommended that you contact USHIO to confirm cross reference information, availability and price for LCD and DLP Projection Lamps. Call Ushio Customer Service to request updated Cross Reference Information. Information is subject to change without prior notification.

INCANDESCENT PROJECTION LAMPS

SLIDE, FILM AND OPTICAL PROJECTION LAMPS

- Double Contact Bayonet Base - BA15d
- Single Contact Bayonet Base BA15s
- Operate Base Down (except as noted)



| Watts | Ushio Ordering Code | Ushio Lamp Code | Volts | Dimensions mm | | | Filament Type | Approx Lumens lm | Color Temp K | Avg Life h | Burn Position | Fig No |
|--|---------------------|-----------------|-------|---------------|---------|---------|---------------|------------------|--------------|------------|---------------|--------|
| | | | | Dia (A) | OAL (B) | LCL (C) | | | | | | |
| Double Contact Bayonet Base – BA15d | | | | | | | | | | | | |
| 30 | 1000060 | BLC | 120 | 35 | 60.3 | 34.9 | CC-2V | 400 | 2775 | 50 | BD/Hor | 1 |
| 35 | 1000260 | EAJ | 12 | 20 | 101.6 | 47.6 | C-8 | 650 | — | 300 | Any | 2 |
| 50 | 1000062 | BLX | 120 | 35 | 60.3 | 34.9 | CC-2V | 780 | 2850 | 50 | BD/Hor | 1 |
| 50 | 1000118 | CAC/CAJ | 120 | 25 | 79.4 | 34.9 | CC-2V | 900 | 2900 | 50 | BD | 3 |
| 60 | 1000259 | EAD | 120 | 20 | 101.6 | 63.5 | CC-8 | 750 | — | 100 | Any | 2 |
| 75 | 1000066 | BNF | 120 | 35 | 60.3 | 34.9 | CC-2V | 1300 | 2900 | 50 | BD/Hor | 1 |
| 75 | 1000128 | CBX/CBS | 120 | 25 | 79.4 | 34.9 | CC-13 | 1250 | 2950 | 50 | BD | 3 |
| 100 | 1000130 | CDJ | 120 | 25 | 79.4 | 34.9 | CC-2V | 2000 | 2975 | 50 | BD | 3 |
| 100 | 1000132 | CEA/CEB/CDK | 120 | 25 | 78.0 | 35.0 | CC-13 | 1800 | 2970 | 50 | BD | 3 |
| 150 | 1000049 | BEC | 120 | 38 | 66.7 | 34.9 | CC-2V | 3500 | 3075 | 25 | BD | 2 |
| 150 | 1000135 | CGP/CFK | 120 | 25 | 92.1 | 34.9 | CC-13 | 2900 | 3100 | 50 | BD | 3 |
| 200 | 1000051 | BEJ | 120 | 38 | 66.7 | 34.9 | CC-2V | 4600 | 3100 | 25 | BD | 2 |
| 300 | 1000138 | CLX/CMB | 120 | 27 | 104.8 | 34.9 | C-13 | 7600 | 3200 | 25 | BD | 3 |
| Single Contact Bayonet Base – BA15s | | | | | | | | | | | | |
| 50 | 1000103 | BXR | 10 | 25 | 78.0 | 40.5 | C-6 | 900 | — | 100 | BD | 3 |
| 50 | 1000121 | CAS/CAV | 120 | 25 | 79.4 | 34.9 | CC-13 | 775 | 2900 | 50 | BD | 4 |
| 75 | 1000100 | BXE | 10 | 25 | 75.0 | 40.5 | C-8 | 1700 | — | 100 | BD | 3 |
| 75 | 1000101 | BXG | 10 | 25 | 79.4 | 40.5 | C-6 | 1700 | 3100 | 100 | BD | 3 |
| 100 | 1000104 | BXT | 12 | 25 | 79.4 | 34.9 | CBar6 | 2800 | 3250 | 25 | BD | 4 |
| 100 | 1000065 | BMV | 120 | 35 | 60.3 | 34.9 | CC-13 | 1860 | 2950 | 50 | BD/Hor | 1 |
| 100 | 1000129 | CDD | 120 | 25 | 79.4 | 34.9 | CC-2V | 2000 | 2975 | 50 | BD | 4 |
| 100 | 1000131 | CDS/CDX | 120 | 25 | 79.4 | 34.9 | CC-13 | 1800 | 2900 | 50 | BD | 4 |
| 120 | 1000133 | CEM | 120 | 25 | 79.4 | 34.9 | CC-13 | 1950 | 3000 | 200 | BD | 4 |
| 150 | 1000134 | CEW | 120 | 25 | 92.1 | 34.9 | CC-13 | 2900 | 3100 | 50 | BD | 4 |
| 150 | 1000136 | CHK | 120 | 25 | 92.1 | 34.9 | CC-13 | 2995 | 2850 | 500 | BD | 4 |
| 300 | 1000137 | CLS/CLG | 120 | 27 | 104.8 | 34.9 | C-13 | 7700 | 3200 | 25 | BD | 4 |
| 300 | 1000139 | CMV/CMT | 120 | 27 | 104.8 | 34.9 | C-13D | 7300 | 3100 | 25 | BD | 4 |
| 300 | 1000151 | CYC | 120 | 29.5 | 81.0 | 34.9 | C-13 | 7400 | 3150 | 25 | BD | 4 |

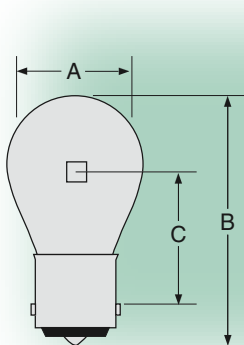


Fig.1

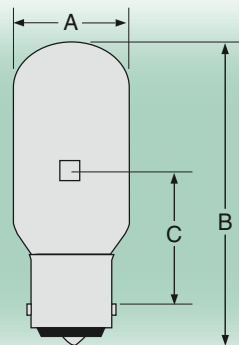


Fig.2

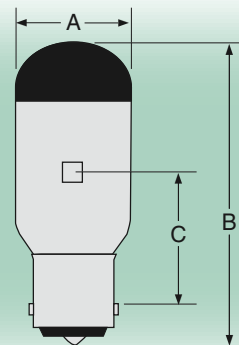


Fig.3

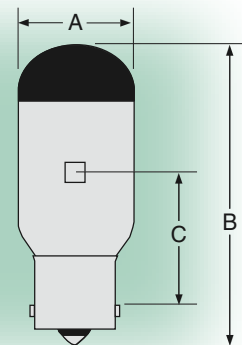


Fig.4

INCANDESCENT PROJECTION LAMPS

● **Candelabra Base - E12/15**

Mogul Screw Base - E39

| Watts | Ushio Ordering Code | Ushio Lamp Code | Volts | Dimensions mm | | | Filament Type | Approx Lumens lm | Color Temp K | Avg Life h | Burn Position | Fig No |
|---------------------------------|---------------------|-----------------|-------|---------------|---------|---------|---------------|------------------|--------------|------------|---------------|--------|
| | | | | Dia (A) | OAL (B) | LCL (C) | | | | | | |
| Candelabra Base – E12/15 | | | | | | | | | | | | |
| 30 | 1000061 | BLK | 130 | 30.0 | 57.2 | 41.3 | CC-2V | 420 | 2700 | 50 | Any | 1 |
| Mogul Screw Base – E39 | | | | | | | | | | | | |
| 1000 | 1001611 | DKZ | 120 | 164.0 | 330 | 241.3 | CC-8 | 28000 | 3200 | 750 | Any | 2 |
| 1000 | 1000213 | DPT | 120 | 64.0 | 230 | 125.0 | C-13 | 29000 | 3200 | 50 | BD | 3 |
| 1000 | 1000219 | DRW | 120 | 64.0 | 230 | 125.0 | C-13D | 27400 | 3250 | 25 | BD | 3 |

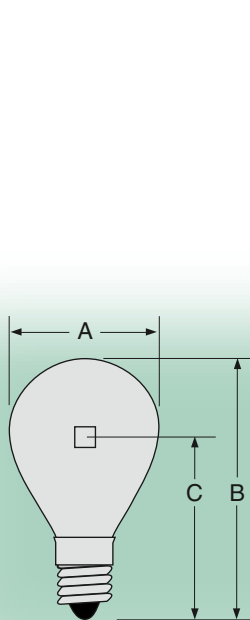


Fig.1

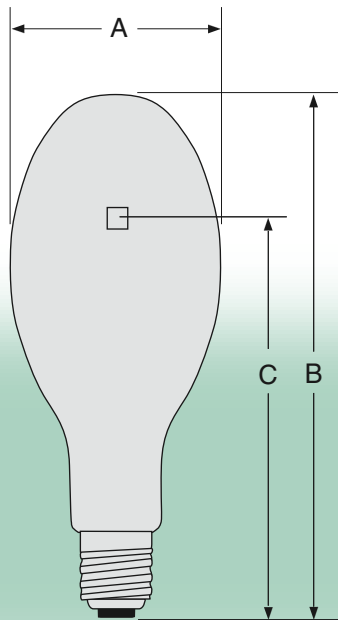


Fig.2

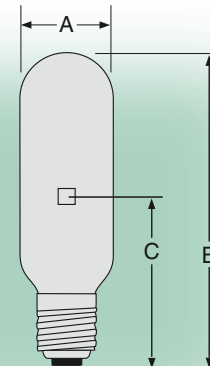


Fig.3

INCANDESCENT PROJECTION LAMPS

- 4-Pin Base - G17q-7
- 1 9/16" (39.7mm), 1 3/4" (44.5mm) Light Center Length
- Proximity and Opaque Reflector Lamps

| Watts | Ushio Ordering Code | Ushio Lamp Code | Volts | Dimensions mm | | | Filament Type | Approx Lumens lm | Color Temp K | Avg Life h | Burn Position | Fig No |
|--|---------------------|-----------------|-------|---------------|---------|---------|---------------|------------------|--------------|------------|---------------|--------|
| | | | | Dia (A) | OAL (B) | LCL (C) | | | | | | |
| 4-Pin Base – G17q-7 - 1 9/16" (39.7mm), 1 3/4" (44.5mm) LCL | | | | | | | | | | | | |
| 80 | 1000186 | DFE | 30 | 38.0 | 82.0 | 39.7 | CC-8 ● | — | 3200 | 15 | BD/Hor | 1 |
| 80 | 1000192 | DGB/DMD | 30 | 38.0 | 85.7 | 39.7 | CC-6 ● | — | 3200 | 15 | BD | 1 |
| 150 | 1000120 | CAR | 120 | 32.0 | 79.4 | 33.4 | CC-13 ○ | — | 3100 | 15 | BD | 2 |
| 150 | 1000196 | DJL | 120 | 44.5 | 88.9 | 39.7 | CC-8 ● | — | 3150 | 15 | BD/Hor | 1 |
| 150 | 1000166 | DCH/DJA/DFP | 120 | 25.0 | 90.5 | 39.7 | CC-6 ● | — | 3150 | — | BD | 1 |
| 150 | 1000188 | DFN/DFC | 125 | 38.0 | 81.0 | 39.7 | CC-6 ● | — | 3150 | 15 | Horiz | 1 |
| 300 | 1000119 | CAL/CXP | 120 | 32.0 | 101.6 | 39.7 | C-13 ○ | — | 3200 | 25 | BD | 2 |
| 300 | 1000140 | CRT | 120 | 32.0 | 104.8 | 39.7 | C-13D ○ | — | 2900 | 500 | BD | 2 |
| 400 | 1000163 | DAT/DAK | 120 | 32.0 | 103.0 | 39.7 | C-13D ● | 10000 | 3200 | 25 | BD | 3 |
| 500 | 1000164 | DAY/DAK | 120 | 32.0 | 104.0 | 39.7 | C-13D ● | 12500 | 3200 | 25 | BD | 3 |
| 500 | 1000156 | CZA/CZB | 120 | 32.0 | 101.6 | 39.7 | C-13D ○ | — | 3300 | 25 | BD | 2 |
| 500 | 1000161 | DAH | 120 | 38.0 | 93.0 | 44.5 | C-13D ○ | — | 3300 | 200 | Horiz | 4 |
| 500 | 1000183 | DEK/DFW/DHN | 120 | 38.0 | 89.0 | 44.5 | C-13D ○ | — | 3200 | 25 | Horiz | 4 |
| 750 | 1000143 | CWA | 120 | 38.0 | 117.5 | 39.7 | C-13D ○ | — | 3250 | 25 | BD | 2 |
| 750 | 1000201 | DLN | 120 | 38.0 | 95.3 | 44.5 | C-13D ○ | — | 3250 | 25 | Horiz | 4 |
| 1000 | 1000141 | CTT/DAX | 120 | 38.0 | 117.5 | 39.7 | C-13D ○ | — | 3200 | 25 | BD | 2 |

- Opaque Reflector
- Proximity Reflector

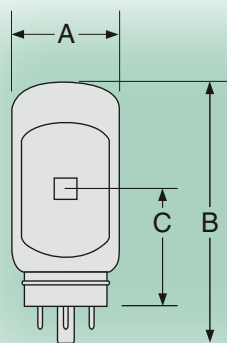


Fig.1

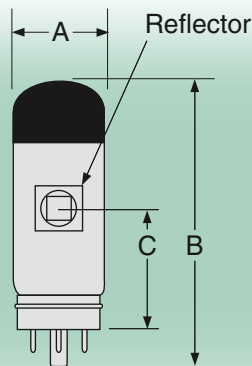


Fig.2

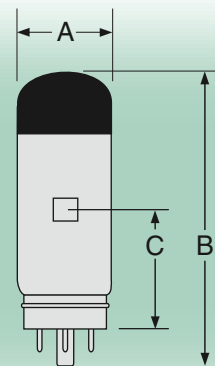


Fig.3

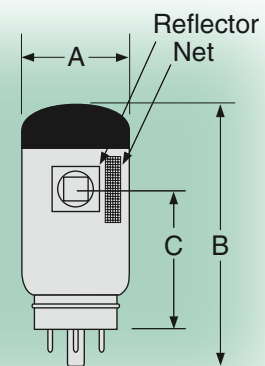


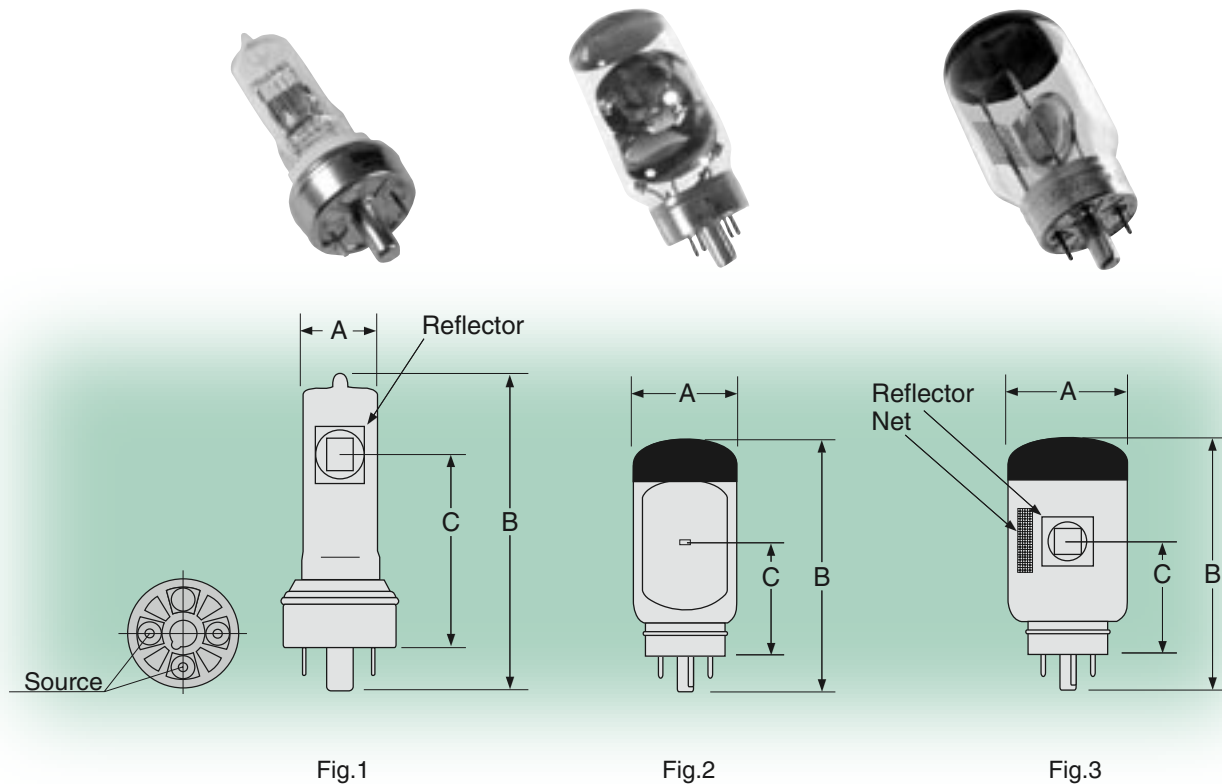
Fig.4

INCANDESCENT PROJECTION LAMPS

- 4-Pin Base - G17t-7 and GX17q-7
- 1 9/16" (39.7mm) and 1 5/16" (33.4mm) Light Center Length
- Proximity and Opaque Reflector Lamps

| Watts | Ushio Ordering Code | Ushio Lamp Code | Volts | Dimensions mm | | | Filament Type | Color Temp K | Avg Life h | Burn Position | Fig No |
|--|---------------------|-----------------|-------|---------------|---------|---------|---------------|--------------|------------|---------------|--------|
| | | | | Dia (A) | OAL (B) | LCL (C) | | | | | |
| 4-Pin Base – G17t-7 - 1 9/16" (39.7mm) LCL | | | | | | | | | | | |
| 500 | 1000047 | BCK | 120 | 19.5 | 88.9 | 38.7 | C-13D ○ | 3250 | 50 | BD/Hor | 1 |
| 4-Pin Base – GX17q-7 - 1 5/16" (33.4mm), 1 9/16" (39.7mm) LCL | | | | | | | | | | | |
| 150 | 1000165 | DCA | 21.5 | 38.0 | 90.5 | 39.7 | CC-6 ● | 3250 | 15 | BD/Hor | 2 |
| 150 | 1000168 | DCW | 24.0 | 38.0 | 81.0 | 33.4 | CBar6 ● | 3050 | 50 | Horiz | 3 |

- Opaque Reflector
- Proximity Reflector



INCANDESCENT PROJECTION LAMPS

FILM AND OVERHEAD PROJECTION LAMPS

- Medium Prefocus Base - P28s
- 2 3/16" (55.5mm) and 3 1/2" (88.9mm) Light Center Length
- Medium Screw Base - E26
- 3" (76mm) Light Center Length

| Watts | Ushio Ordering Code | Ushio Lamp Code | Volts | Dimensions mm | | | Filament Type | Approx Lumens lm | Color Temp K | Avg Life h | Burn Position | Fig No |
|---|---------------------|-----------------|-------|---------------|---------|---------|---------------|------------------|--------------|------------|---------------|--------|
| | | | | Dia (A) | OAL (B) | LCL (C) | | | | | | |
| Medium Prefocus Base – P28S - 2 3/16" (55.5mm) LCL | | | | | | | | | | | | |
| 200 | 1000142 | CVX/CVS | 120 | 32.0 | 135 | 55.5 | CC-13 | 4400 | 3100 | 25 | BD | 1 |
| 300 | 1000147 | CXK | 120 | 32.0 | 146 | 55.6 | C-13 | 7500 | 3200 | 25 | BD | 1 |
| 300 | 1000149 | CXY | 120 | 32.0 | 146 | 55.6 | C-13D | 7300 | 3100 | 25 | BD | 1 |
| 500 | 1000160 | CZX/DAB | 120 | 32.0 | 146 | 55.6 | C-13D | 12500 | 3200 | 25 | BD | 1 |
| 500 | 1000179 | DEB | 120 | 38.0 | 144 | 88.9 | C-13D | 9000 | 2850 | 800 | BU | 2 |
| 500 | 1000205 | DMX | 120 | 64.0 | 144 | 55.5 | C-13 | 13200 | 3200 | 50 | BD | 3 |
| 500 | 1000211 | DNW | 120 | 64.0 | 145 | 55.5 | C-13 | 10000 | 3050 | 500 | BD/Hor | 3 |
| 750 | 1000053 | BFK/BFL | 120 | 64.0 | 146 | 55.5 | C-13 | 17500 | 3100 | 200 | BD | 4 |
| 750 | 1000170 | DDB/DDW | 120 | 38.0 | 146 | 55.6 | C-13D | 20000 | 3250 | 25 | BD | 1 |
| 750 | 1000178 | DDY | 120 | 38.0 | 144 | 55.5 | C-13D | 17000 | 2950 | 200 | BD | 1 |
| 750 | 1000194 | DGH | 120 | 38.0 | 144 | 55.5 | C-13D | 15000 | 3050 | 200 | BD | 1 |
| 750 | 1000212 | DPJ | 120 | 64.0 | 144 | 55.5 | C-13D | 19500 | 3200 | 25 | BD | 3 |
| 1000 | 1000189 | DFT | 120 | 38.0 | 144 | 55.5 | C-13D | 27400 | 3250 | 25 | BD | 1 |
| 1000 | 1000217 | DRB/DRC | 120 | 64.0 | 144 | 55.5 | C-13 | 28000 | 3250 | 50 | BD | 3 |
| 1000 | 1000218 | DRS | 120 | 64.0 | 144 | 55.5 | C-13D | 27400 | 3250 | 25 | BD | 3 |
| 1000 | 1000227 | DWK | 230 | 64.0 | 146 | 55.6 | C-13 | 25000 | 3100 | 50 | BD | 3 |
| Medium Screw Base – E26 - 3" (76mm) LCL | | | | | | | | | | | | |
| 500 | 1000159 | CZS | 120 | 32.0 | 139.7 | 76.2 | C-13D | 12500 | 3200 | 25 | BD | 5 |
| 500 | 1000204 | DMS | 120 | 64.0 | 144 | 76.2 | C-13 | 13200 | 3200 | 50 | BD | 6 |
| 750 | 1000169 | DCX | 120 | 38.0 | 139.7 | 76.2 | C-13D | 19500 | 3200 | 25 | BD | 5 |

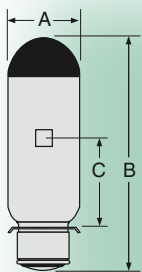


Fig.1

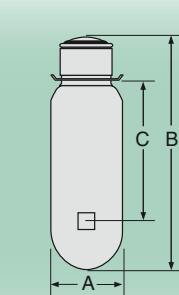


Fig.2

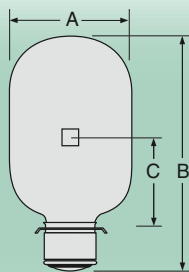


Fig.3

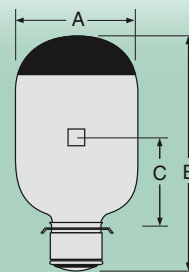


Fig.4

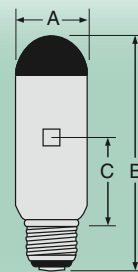


Fig.5

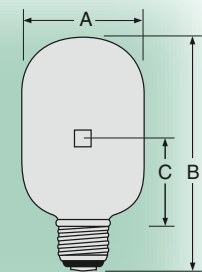


Fig.6

INCANDESCENT PROJECTION LAMPS

- Projection Sound Lamps
- Single Contact Prefocus Base - P30s
- Mogul Prefocus Base - P40s

| Watts | Ushio Ordering Code | Ushio Lamp Code | Volts | Amps | Dimensions mm | | | Filament Type | Approx Lumens lm | Color Temp K | Avg Life h | Burn Position | Fig No |
|--|---------------------|-----------------|-------|------|---------------|---------|---------|---------------|------------------|--------------|------------|---------------|--------|
| | | | | | Dia (A) | OAL (B) | LCL (C) | | | | | | |
| Single Contact Prefocus Base – P30s | | | | | | | | | | | | | |
| 1.4 | 1000080 | BSW | 7 | 0.2 | 16 | 55 | 28.5 | C-8 | 13 | — | 50 | Any | 1 |
| 3 | 1000025 | BAK | 4 | 0.75 | 16 | 50 | 28.5 | C-6 | 30 | — | 200 | Any | 2 |
| 3 | 1000070 | BRK | 4 | 0.75 | 16 | 60 | 28.5 | C-8 | 30 | — | 50 | Any | 1 |
| 6 | 1000079 | BSS/BSB | 6 | 1.0 | 16 | 55 | 28.5 | C-8 | 70 | — | 100 | Any | 1 |
| 34 | 1000099 | BXB | 8.5 | 4.0 | 25 | 78 | 41.3 | C-8 | 680 | — | 100 | BD/Hor | 1 |
| 50 | 1000102 | BXN | 10 | 5.0 | 25 | 79 | 37.5 | C-6 | 900 | — | 100 | BD | 2 |
| 50 | 1000148 | CXL/CXR | 8 | — | 43 | 96 | 47.0 | C-6 | 36 | 3200 | 25 | BD | 3 |
| Mogul Prefocus Base – P40s | | | | | | | | | | | | | |
| 1500 | 1000221 | DTJ | 120 | — | 64 | 242 | 87.3 | C-13D | 42500 | 3200 | 25 | BD | 4 |

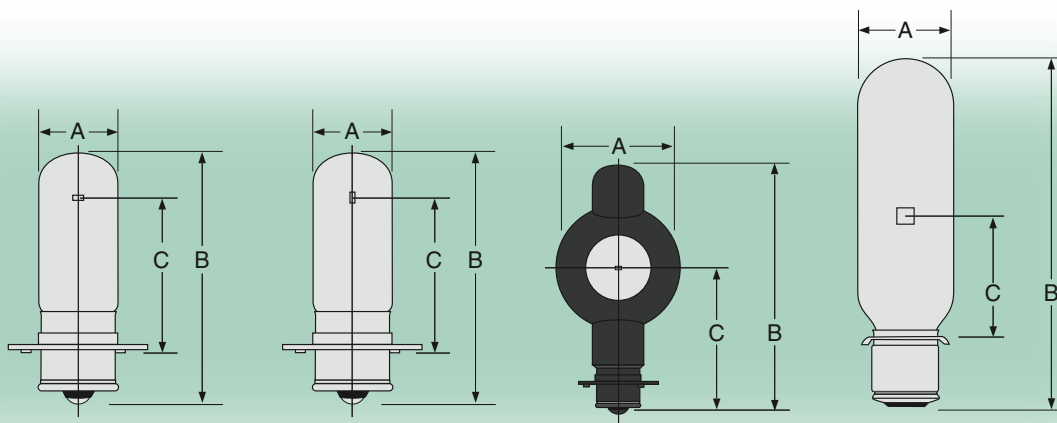
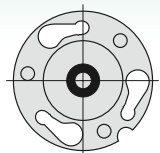


Fig.1

Fig.2

Fig.3

Fig.4



INCANDESCENT PHOTOGRAPHIC ENLARGER LAMPS

- **Single Contact Bayonet Base - BA15s**
- Medium Screw Base - E26**

| Watts | Ushio Ordering Code | Ushio Lamp Code | Volts | Dimensions mm | | Approx Lumens lm | Color Temp K | Avg Life h | Burn Position | Fig No |
|--|---------------------|------------------|---------|---------------|---------|------------------|--------------|------------|---------------|--------|
| | | | | Dia (A) | OAL (B) | | | | | |
| Single Contact Bayonet Base – BA15s | | | | | | | | | | |
| 75 | 1001265 | PH111A, S-11 | 125 | 34.9 | 60.3 | 1120 | 2900 | 25 | BD/Hor | 1 |
| Medium Screw Base – E26 | | | | | | | | | | |
| 75 | 1001266 | PH140, S-14 | 120 | 44.45 | 125.4 | 1200 | 2900 | 50 | Any | 2 |
| 75 | 1001267 | PH211, A-21 | 115-125 | 66.68 | 176.2 | 1200 | 3000 | 100 | Any | 3 |
| 150 | 1001268 | PH212, A-21 | 115-125 | 66.68 | 176.2 | 2800 | 3050 | 100 | Any | 3 |
| 250 | 1001269 | PH213, A-21 NO.1 | 115-125 | 66.68 | 176.2 | 7000 | 3400 | 3 | Any | 3 |

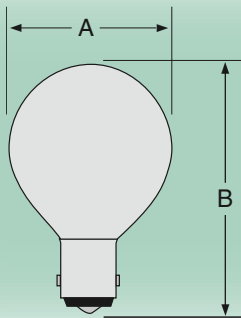


Fig.1

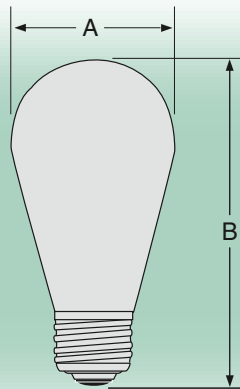


Fig.2

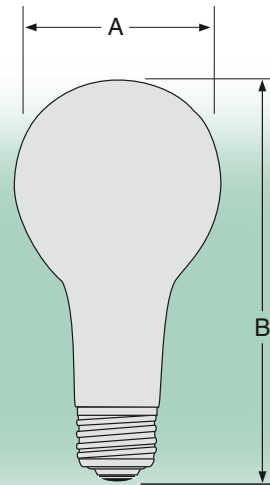


Fig.3

INCANDESCENT PHOTO FLOOD LAMPS

- **Medium Screw Base - E26**
- **Inside Frosted and Blue Bulbs**
- **115-120 Volts**

| Watts | Ushio Ordering Code | Ushio Lamp Code | Volts | Dimensions mm | | Approx Lumens lm | Color Temp K | Avg Life h | Burn Position | Application | Fig No |
|--------------------------------|---------------------|------------------------|---------|---------------|---------|------------------|--------------|------------|---------------|-------------|--------|
| | | | | Dia (A) | OAL (B) | | | | | | |
| Medium Screw Base – E26 | | | | | | | | | | | |
| 250 | 1000026 | BBA, A-21 NO.1 | 115-125 | 66.68 | 125.4 | 8500 | 3400 | 3 | Any | Photoflood | 1 |
| 250 | 1000046 | BCA, A-21 NO. B1 BLUE | 115-125 | 66.68 | 125.4 | 5000 | 4800 | 3 | Any | Photoflood | 1 |
| 250 | 1000265 | ECA, A-23 | 120 | 73.03 | 152.4 | 6500 | 3200 | 20 | Any | Photoflood | 1 |
| 300 | 1000024 | BAH, INC115V-300W | 115 | 66.68 | 125.4 | 9300 | 3200 | 20 | Any | Photocopy | 1 |
| 500 | 1000263 | EBV, PS-25 NO.2 | 115-125 | 79.38 | 176.2 | 17000 | 3400 | 6 | Any | Photoflood | 2 |
| 500 | 1000264 | EBW, PS-25 NO. B2/BLUE | 115-125 | 79.38 | 176.2 | 10500 | 4800 | 6 | Any | Photoflood | 2 |
| 500 | 1000266 | ECT, PS-25 3200K | 120 | 79.38 | 176.2 | 13650 | 3200 | 60 | Any | Photoflood | 2 |

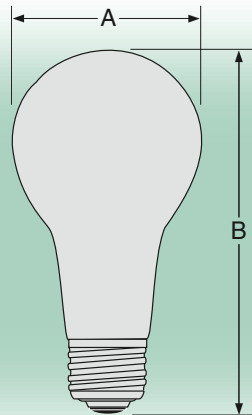


Fig.1

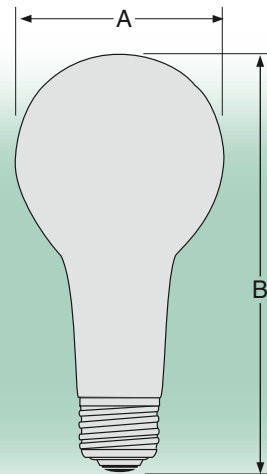


Fig.2

INCANDESCENT PHOTO FLOOD LAMPS

- **Medium Screw Base - E26**
- **120 Volts**



| Watts | Ushio Ordering Code | Ushio Lamp Code | Volts | Dimensions mm | | Color Temp K | Avg Life h | Burn Position | Fig No |
|--------------------------------|---------------------------|--------------------|-------|---------------|------------|--------------------|------------------|------------------|-----------|
| | | | | Dia (A) | OAL (B) | | | | |
| Medium Screw Base – E26 | | | | | | | | | |
| 500 | 1000231 | DXB, INC120V-500W | 120 | 127.0 | 168.3 | 3400 | 6 | Any | 1 |
| 500 | 1000232 | DXC, INC120V-500W | 120 | 127.0 | 168.3 | 3400 | 6 | Any | 1 |
| 500 | 1000262 | EAL, INC120V-500W | 120 | 127.0 | 168.3 | 3200 | 15 | Any | 1 |

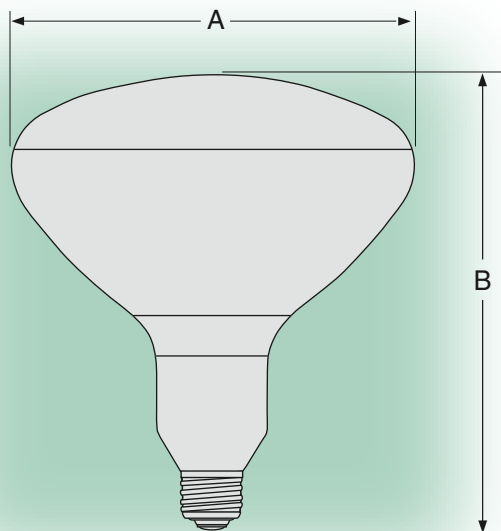


Fig.1

ENTERTAINMENT & PHOTOGRAPHIC FLASH LAMPS CROSS REFERENCE

| Lamp Code | Lamp Description | Watts | Volts | Other | System Cross Reference |
|----------------------------|---------------------|-------|----------|---------|--|
| Entertainment Flash | | | | | |
| 5000916 | UA-AF1, 1000W, 400V | 1000 | 400 | | Dataflash HO1 |
| 5000177 | UA-DF1, 1000W, 400V | 1000 | 400 | | Dataflash SO1 |
| Photographic Flash | | | | | |
| 5000153 | UA-20 | 400 | 400-450 | B-G53 | Photogenic H4-6HD Norman 120 Lumedyne #090 (dm15) (FT400) |
| 5000154 | UA-20UV | 400 | 400-450 | B-G53UV | Photogenic H4-6Hd-UV |
| 5000156 | UA-40 | 400 | 400-450 | | Norman 400B |
| 5000157 | UA-40UV | 400 | 400-450 | | Norman 400B-UV |
| 5000168 | UA-94 | 400 | 900 | | Novatron - #200 thru #2060 500 w/s Heads |
| 5000169 | UA-94UV | 400 | 900 | | Novatron - #2000 thru #2060 500 w/s Heads - UV |
| 5000170 | UA-95 | 400 | 400 | | Photogenic H4-1 (QC4) (DM7/FT300) |
| 5000172 | UA-96UV | 2000 | 900 | B-G51UV | Norman FQ3-UV |
| 5000175 | UA-98UV | 2400 | 600-1000 | B-G61UV | Speedotron MW8QVC (14571) |



UA-DF1



UA-20



UA-40



UA-98UV

QUARTZ HALOGEN LAMPS • DOUBLE ENDED

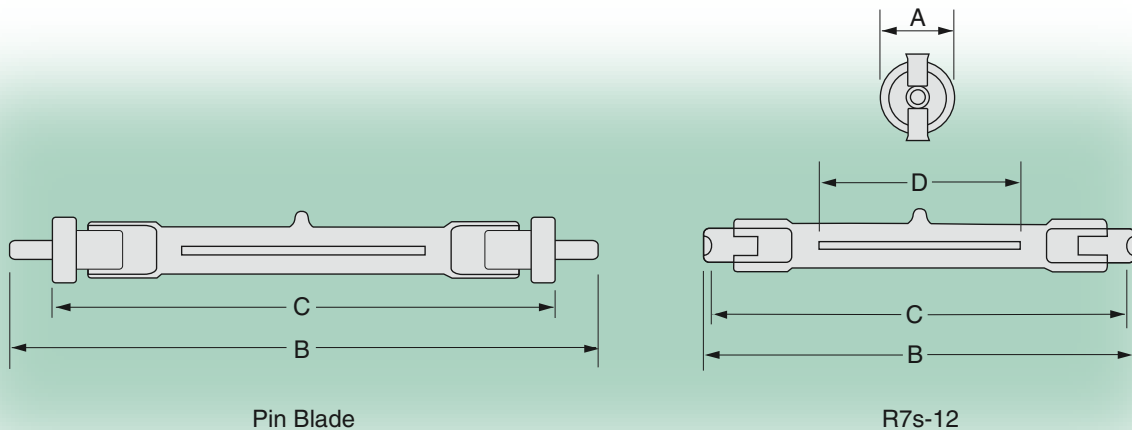
J SERIES

- Only for Use in Approved Enclosed Halogen Fixtures
- Recessed Single Contact & Pin Blade Base
- Compact CC-8 & Linear C-8 Filaments
- Even, Linear Illumination



| Watts | Ushio Ordering Code | Ushio Lamp Code | Dimensions mm | | | Filament Type | Approx Lumens lm | Avg Life h | Bulb Finish |
|---|---------------------|---------------------------|---------------|---------|------------|---------------|------------------|------------|-------------|
| | | | Dia (A) | OAL (B) | C-to-C (C) | | | | |
| Pin Blade Base - OAL \approx 5 11/16" (145mm) – T4 | | | | | | | | | |
| 500 | 1000713 | J120V-500WPB | 12.7 | 145.0 | 127.0 | C-8 | 11000 | 2000 | Clear |
| 500 | 1000729 | J130V-500WPB | 12.7 | 145.0 | 127.0 | C-8 | 11000 | 2000 | Clear |
| R7s-12 Base - OAL \approx 3 1/8" (80.3mm) – T2.5, T4* | | | | | | | | | |
| 100 | 1000698 | J120V-100W/79MM SHORT | 8.0 | 80.3 | 74.9 | CC-8 | 1450 | 1500 | Clear |
| 100 | 1000721 | J130V-100W/79MM SHORT | 8.0 | 80.3 | 74.9 | CC-8 | 1450 | 1500 | Clear |
| 100 | 1000749 | J230V-100W/79MM SHORT | 8.0 | 80.3 | 74.9 | CC-8 | 1250 | 1500 | Clear |
| 100 | 1000762 | J240V-100W/79MM SHORT | 8.0 | 80.3 | 74.9 | CC-8 | 1250 | 1500 | Clear |
| 150 | 1001734 | J12V-150WA/80* | 12.0 | 85.5 | 80.0 | C-8 | 2700 | 2000 | Clear |
| 150 | 1000701 | J120V-150W/79MM SHORT | 8.0 | 80.3 | 74.9 | CC-8 | 2400 | 1500 | Clear |
| 150 | 1000723 | J130V-150W/79MM SHORT | 8.0 | 80.3 | 74.9 | CC-8 | 2400 | 2000 | Clear |
| 150 | 1000751 | J230V-150W/79MM SHORT | 8.0 | 80.3 | 74.9 | CC-8 | 1950 | 1500 | Clear |
| 150 | 1000765 | J240V-150W/79MM SHORT | 8.0 | 80.3 | 74.9 | CC-8 | 1950 | 1500 | Clear |
| 200 | 1000703 | J120V-200W/79MM SHORT | 8.0 | 80.3 | 74.9 | CC-8 | 3460 | 2000 | Clear |
| 200 | 1000705 | J120V-200WF/79MM SHORT | 8.0 | 80.3 | 74.9 | CC-8 | 3400 | 2000 | Frosted |
| 200 | 1000725 | J130V-200W/79MM SHORT | 8.0 | 80.3 | 74.9 | CC-8 | 3460 | 2000 | Clear |
| 200 | 1000733 | J220/230V-200W/79MM SHORT | 8.0 | 79.9 | 74.9 | CC-8 | 2800 | 1500 | Clear |
| 200 | 1000771 | J240V-200W/79MM SHORT | 8.0 | 80.3 | 74.9 | CC-8 | 2800 | 1500 | Clear |
| 250 | 1001737 | J120V-250WG/83 | 8.0 | — | 80.0 | C-8 | 4000 | 2000 | Clear |
| 250 | 1000707 | J120V-250W/79MM SHORT | 8.0 | 80.3 | 74.9 | CC-8 | 4500 | 2000 | Clear |
| 250 | 1000755 | J230V-250W/79MM SHORT | 8.0 | 80.3 | 74.9 | CC-8 | 3800 | 2000 | Clear |
| 250 | 1000773 | J240V-250W/79MM SHORT | 8.0 | 80.3 | 74.9 | CC-8 | 3800 | 2000 | Clear |
| 300 | 1000709 | J120V-300W/79MM SHORT | 8.0 | 80.3 | 74.9 | CC-8 | 5900 | 2000 | Clear |
| 300 | 1000727 | J130V-300W/79MM SHORT | 8.0 | 80.3 | 74.9 | CC-8 | 5900 | 2000 | Clear |

With greater economy through long life and high output, J series lamps are ideal for flood lighting wide areas for both indoor and outdoor lighting installations.



QUARTZ HALOGEN LAMPS • DOUBLE ENDED



J SERIES

- Only for Use in Approved Enclosed Halogen Fixtures
- Recessed Single Contact Base - R7s-12
- Compact CC-8 & Linear C-8 Filaments
- T2.5 & T4

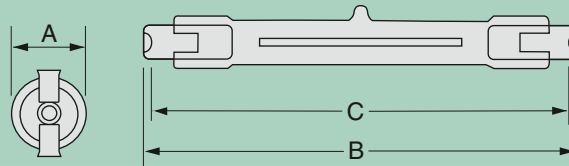
| Watts | Ushio Ordering Code | Ushio Lamp Code | Dimensions mm | | | Filament Type | Approx Lumens lm | Color Temp K | Avg Life h | Bulb Finish |
|--|---------------------|------------------------|---------------|---------|------------|---------------|------------------|--------------|------------|-------------|
| | | | Dia (A) | OAL (B) | C-to-C (C) | | | | | |
| R7s-12 Base - OAL ≈ 4 11/16" (119.6mm) – T 2.5 | | | | | | | | | | |
| 100 | 1000697 | J120V-100W/119MM LONG | 8.0 | 119.6 | 114.2 | C-8 | 1450 | 2750 | 1500 | Clear |
| 100 | 1000720 | J130V-100W/119MM LONG | 8.0 | 119.6 | 114.2 | C-8 | 1450 | 2750 | 1500 | Clear |
| 100 | 1000748 | J230V-100W/119MM LONG | 8.0 | 119.6 | 114.2 | C-8 | 1250 | — | 1500 | Clear |
| 100 | 1000761 | J240V-100W/119MM LONG | 8.0 | 119.6 | 114.2 | C-8 | 1250 | — | 1500 | Clear |
| 150 | 1000719 | J12V-150WG | 8.0 | 119.6 | 114.2 | C-8 | 2400 | 2900 | 1500 | Clear |
| 150 | 1000700 | J120V-150W/119MM LONG | 8.0 | 119.6 | 114.2 | C-8 | 2400 | 2800 | 1500 | Clear |
| 150 | 1000722 | J130V-150W/119MM LONG | 8.0 | 119.6 | 114.2 | C-8 | 2400 | 2850 | 1500 | Clear |
| 150 | 1000764 | J240V-150W/119MM LONG | 8.0 | 119.6 | 114.2 | C-8 | 1950 | 2750 | 1500 | Clear |
| 200 | 1000704 | J120V-200WF/119MM LONG | 8.0 | 119.6 | 114.2 | C-8 | 2790 | — | 2000 | Frosted |
| 200 | 1000702 | J120V-200W/119MM LONG | 8.0 | 119.6 | 114.2 | C-8 | 2850 | 2900 | 2000 | Clear |
| 200 | 1000724 | J130V-200W/119MM LONG | 8.0 | 119.6 | 114.2 | C-8 | 2850 | 2900 | 2000 | Clear |
| 200 | 1000770 | J240V-200W/119MM LONG | 8.0 | 119.6 | 114.2 | C-8 | 3200 | 2850 | 1500 | Clear |
| 250 | 1000706 | J120V-250W/119MM LONG | 8.0 | 119.6 | 114.2 | C-8 | 4500 | 2900 | 2000 | Clear |
| 250 | 1000754 | J230V-250W/119MM LONG | 8.0 | 119.6 | 114.2 | C-8 | 3800 | — | 2000 | Clear |
| 250 | 1000772 | J240V-250W/119MM LONG | 8.0 | 119.6 | 114.2 | C-8 | 3800 | — | 2000 | Clear |
| 300 | 1000777 | J24V-300WG | 8.0 | 119.6 | 114.2 | C-8 | 5000 | 2900 | 1500 | Clear |
| 300 | 1000779 | J32V-300WG | 8.0 | 119.6 | 114.2 | C-8 | 5000 | 2900 | 1500 | Clear |
| 300 | 1000691 | J100V-300W | 8.0 | 119.6 | 114.2 | C-8 | 5900 | 3000 | 2000 | Clear |
| 300 | 1000291 | EHM, J120V-300W | 8.0 | 119.6 | 114.2 | C-8 | 5900 | 3000 | 2000 | Clear |
| 300 | 1000296 | EHZ, J120V-300WF | 8.0 | 119.6 | 114.2 | C-8 | 5770 | 3000 | 2000 | Frosted |
| 300 | 1000726 | J130V-300W/119MM LONG | 8.0 | 119.6 | 114.2 | C-8 | 5900 | — | 2000 | Clear |
| 300 | 1000756 | J230V-300W | 8.0 | 119.6 | 114.2 | CC-8 | 4800 | 2900 | 2000 | Clear |
| 300 | 1000774 | J240V-300W | 8.0 | 119.6 | 114.2 | C-8 | 5000 | 2900 | 2000 | Clear |
| OAL ≈ 4 11/16" (119.6mm) – T 2.5 | | | | | | | | | | |
| 500 | 1000488 | FCL, J120V-500W | 8.0 | 119.6 | 114.2 | C-8 | 10000 | 3000 | 2000 | Clear |
| 500 | 1000497 | FCZ, J120V-500WF | 8.0 | 119.6 | 114.2 | C-8 | 10700 | 3000 | 2000 | Frosted |
| 500 | 1000712 | J120V-500W/6 | 8.0 | 119.6 | 114.2 | C-8 | 11000 | 3000 | 2000 | Clear |
| 500 | 1000224 | DVS, J130V-500WB | 8.0 | 119.6 | 114.2 | C-8 | 10500 | 3000 | 2000 | Clear |
| 500 | 1000736 | J220V-500WE | 8.0 | 119.6 | 114.2 | C-8 | 9500 | 3000 | 2000 | Clear |
| 500 | 1000757 | J230V-500W | 8.0 | 119.6 | 114.2 | C-8 | 9500 | 2850 | 2000 | Clear |
| 500 | 1000077 | BSH, J240V-500WN | 10.0 | 119.6 | 114.2 | C-8 | 9500 | 2950 | 2000 | Clear |
| 550 | 1000693 | J110V-550WB | 8.0 | 119.6 | 114.2 | C-8 | 13200 | 3050 | 1000 | Clear |
| 750 | 1000738 | J220V-750WB1 | 8.0 | 119.6 | 114.2 | C-8 | 16100 | 3050 | 1500 | Clear |
| R7s-12 Base - OAL ≈ 7 1/2" (191.1mm) – T 2.5, T4* | | | | | | | | | | |
| 750 | 1000746 | J225V-750WB | 8.0 | 191.1 | 185.7 | C-8 | 15000 | 3050 | 2000 | Clear |
| 750 | 1000776 | J240V-750WB | 8.0 | 191.1 | 185.7 | C-8 | 15000 | 3050 | 2000 | Clear |
| 1000 | 1000695 | J120V-1000WB* | 12.0 | 191.1 | 185.7 | C-8 | 22000 | 3000 | 2000 | Clear |
| 1000 | 1000739 | J225V-1000WB | 8.0 | 191.1 | 185.7 | C-8 | 22000 | 3050 | 2000 | Clear |
| 1000 | 1000258 | DZX, J240V-1000WB | 8.0 | 191.1 | 185.7 | C-8 | 22000 | 3050 | 2000 | Clear |

QUARTZ HALOGEN LAMPS • DOUBLE ENDED

J SERIES

- Only for Use in Approved Enclosed Halogen Fixtures
- Recessed Single Contact Base - R7s-12
- Operate Horizontal $\pm 4^\circ$
- T2.5

| Watts | Ushio Ordering Code | Ushio Lamp Code | Dimensions mm | | | Filament Type | Approx Lumens lm | Color Temp K | Avg Life h | Bulb Finish |
|--|---------------------|-------------------|---------------|---------|------------|---------------|------------------|--------------|------------|-------------|
| | | | Dia (A) | OAL (B) | C-to-C (C) | | | | | |
| OAL $\approx 10 \frac{5}{64}$" (256.1mm) | | | | | | | | | | |
| 1000 | 1000740 | J225V-1000WB1 | 8.0 | 256.1 | 250.7 | C-8 | 22000 | 3050 | 2000 | Clear |
| 1000 | 1000758 | J240V-1000WB1 | 8.0 | 256.1 | 250.7 | C-8 | 2100 | 3050 | 2000 | Clear |
| 1500 | 1000699 | J120V-1500WB | 8.0 | 256.1 | 250.7 | C-8 | 35000 | 3050 | 2000 | Clear |
| 1500 | 1000731 | J208V-1500WB | 8.0 | 256.1 | 250.7 | C-8 | 33000 | 3050 | 2000 | Clear |
| 1500 | 1000750 | J230V-1500WB | 8.0 | 256.1 | 250.7 | C-8 | 35000 | 3000 | 2000 | Clear |
| 1500 | 1000243 | DYD, J240V-1500WB | 8.0 | 256.1 | 250.7 | C-8 | 33000 | 3050 | 2000 | Clear |
| 1500 | 1000778 | J277V-1500WB | 8.0 | 256.1 | 250.7 | C-8 | 31500 | 3050 | 2000 | Clear |
| OAL $\approx 13 \frac{7}{64}$" (332.8mm) | | | | | | | | | | |
| 2000 | 1000766 | J240V-2000WB | 8.0 | 332.8 | 327.4 | C-8 | 44000 | 3050 | 2000 | Clear |
| OAL $\approx 13 \frac{5}{32}$" (334.4mm) | | | | | | | | | | |
| 2000 | 1000752 | J230V-2000WB | 8.0 | 334.4 | 322.0 | C-8 | 44000 | — | 2000 | Clear |



R7s-12

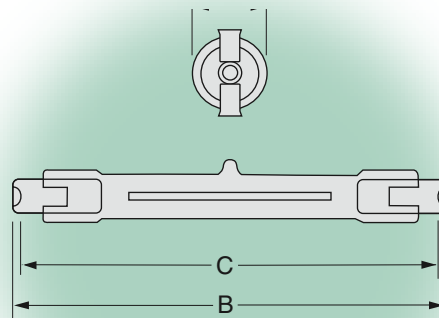
QUARTZ HALOGEN LAMPS • DOUBLE ENDED



JP SERIES

- Only for Use in Approved Enclosed Halogen Fixtures
- Recessed Single Contact Base - R7s
- Operate Horizontal $\pm 4^\circ$
- T2.5, T3 & T4

| Watts | Ushio Ordering Code | Ushio Lamp Code | Dimensions mm | | | Filament Type | Approx Lumens lm | Color Temp K | Avg Life h | Bulb Finish |
|---|---------------------|----------------------|---------------|---------|------------|---------------|------------------|--------------|------------|-------------|
| | | | Dia (A) | OAL (B) | C-to-C (C) | | | | | |
| OAL $\approx 4 \frac{11}{16}$" (119.6mm) | | | | | | | | | | |
| 500 | 1000502 | FDN, JP120V-500WCF6 | 12.0 | 119.6 | 114.2 | C-8 | 12500 | 3200 | 400 | Frosted |
| 500 | 1000500 | FDL, JP120V-500WC6 | 12.0 | 119.6 | 114.2 | C-8 | 13250 | 3200 | 400 | Clear |
| 500 | 1001079 | JP120V-500WC7 | 8.0 | 119.6 | 114.0 | C-8 | 13200 | 3200 | 25 | Clear |
| 500 | 1001084 | JP220V-500WC | 12.0 | 119.6 | 114.2 | C-8 | 12500 | 3200 | 200 | Clear |
| 525 | 1001088 | JP225V-525W | 9.0 | 119.6 | 114.2 | C-8 | 13000 | 3150 | 30000 | Clear |
| 550 | 1001089 | JP225V-550WC | 12.0 | 119.6 | 115.6 | C-8 | 14000 | 3200 | 250 | Clear |
| 750 | 1000327 | EMD, JP120V-750WCF | 12.0 | 119.6 | 114.2 | C-8 | 19500 | 3200 | 400 | Frosted |
| 750 | 1000299 | EJG, JP120V-750WC | 12.0 | 119.6 | 114.2 | C-8 | 20600 | 3200 | 400 | Clear |
| 800 | 1000329 | EMF, JP240V-800WCF | 12.0 | 119.6 | 114.2 | C-8 | 21400 | 3200 | 250 | Frosted |
| 800 | 1000328 | EME, JP240V-800WC1UA | 12.0 | 119.6 | 114.2 | C-8 | 22000 | 3200 | 250 | Clear |
| 1000 | 1000489 | FCM, JP120V-1000WC1 | 12.0 | 119.6 | 114.2 | C-8 | 27000 | 3200 | 300 | Clear |
| 1000 | 1000298 | EJD, JP185V-1000WS | 12.0 | 119.6 | 114.2 | C-8 | 33600 | 3350 | 100 | Clear |
| 1000 | 1000533 | FHM, JP120V-1000WCF1 | 12.0 | 119.6 | 114.2 | C-8 | 26000 | 3200 | 300 | Frosted |
| OAL $\approx 4 \frac{23}{32}$" (120.0 mm) | | | | | | | | | | |
| 800 | 1001096 | JP240V-800W | 11.0 | 120.0 | 114.2 | C-8 | 20000 | 3200 | 250 | Clear |



R7s-12

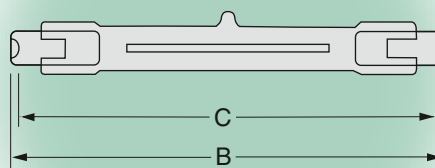
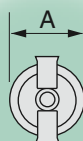
QUARTZ HALOGEN LAMPS • DOUBLE ENDED



JP SERIES

- Only for Use in Approved Enclosed Halogen Fixtures
- Recessed Single Contact Base - R7s
- Operate Horizontal $\pm 4^\circ$
- T3 & T4

| Watts | Ushio Ordering Code | Ushio Lamp Code | Dimensions mm | | | Filament Type | Approx Lumens lm | Color Temp K | Avg Life h | Bulb Finish |
|---|---------------------|----------------------------|---------------|---------|------------|---------------|------------------|--------------|------------|-------------|
| | | | Dia (A) | OAL (B) | C-to-C (C) | | | | | |
| OAL \approx 5" (127.1mm) | | | | | | | | | | |
| 500 | 1001080 | JP125V-500WS | 10.0 | 127.1 | 121.7 | C-8 | 16250 | 3400 | 25 | Clear |
| 800 | 1001081 | JP125V-800W | 10.0 | 127.1 | 121.7 | C-8 | 26000 | 3400 | 25 | Clear |
| 1000 | 1000501 | FDG, JP225V-1000W | 12.0 | 127.1 | 121.7 | C-8 | 33000 | 3400 | 15 | Clear |
| 1000 | 1001097 | JP245V-1000WS | 12.0 | 127.1 | 121.7 | C-8 | 31000 | 3400 | 15 | Clear |
| 1000 | 1001075 | JP120V-1000WS | 11.0 | 127.0 | 121.7 | C-8 | 30000 | 3400 | 30 | Clear |
| OAL \approx 5 $\frac{5}{16}$" (135.2mm) | | | | | | | | | | |
| 500 | 1000652 | GDA, JP120V-500WC2 | 12.0 | 135.2 | 129.8 | C-8 | 11000 | 3100 | 100 | Clear |
| 500 | 1000653 | GDA/220V, JP220V-500WC2/UA | 12.0 | 135.2 | 129.8 | C-8 | 13000 | 3200 | 75 | Clear |
| 500 | 1000654 | GDA/240V, JP245V-500WC | 12.0 | 135.2 | 129.8 | C-8 | 11000 | 3150 | 100 | Clear |
| OAL \approx 6 $\frac{19}{32}$" (167.4mm) | | | | | | | | | | |
| 1000 | 1000523 | FFT, JP120V-1000WC2 | 12.0 | 167.4 | 163.3 | C-8 | 27000 | 3200 | 300 | Clear |
| 1500 | 1000529 | FGT, JP120V-1500WCF | 13.0 | 167.4 | 162.0 | C-8 | 40200 | 3200 | 400 | Frosted |
| 1500 | 1000499 | FDB, JP120V-1500WC | 13.0 | 167.4 | 162.0 | C-8 | 41200 | 3200 | 400 | Clear |
| OAL \approx 6 $\frac{21}{32}$" (169.3mm) | | | | | | | | | | |
| 2000 | 1000524 | FFW, JP120V-2000WC | 14.0 | 169.3 | 163.9 | C-8 | 57000 | 3200 | 125 | Clear |
| OAL \approx 7 $\frac{9}{16}$" (191.1mm) | | | | | | | | | | |
| 625 | 1001090 | JP225V-625WCL | 12.0 | 191.1 | 185.7 | C-8 | 15500 | 3200 | 200 | Clear |
| 625 | 1001091 | JP225V-625WCLF | 12.0 | 191.1 | 185.7 | C-8 | 15000 | 3200 | 200 | Frosted |
| 625 | 1001094 | JP240V-625WCL | 12.0 | 191.1 | 185.7 | C-8 | 15500 | 3200 | 200 | Clear |
| 650 | 1001862 | JP125V-650WS | 12.0 | 191.1 | 185.7 | C-8 | 15500 | 3200 | 200 | Clear |
| 1000 | 1000310 | EKM, JP225V-1000WCL | 12.0 | 191.1 | 140.0 | C-8 | 25000 | 3200 | 200 | Clear |
| 1250 | 1001076 | JP120V-1250WCF | 12.0 | 191.1 | 185.7 | C-8 | 32500 | 3200 | 200 | Frosted |
| 1250 | 1001086 | JP225V-1250WC1 | 12.0 | 191.1 | 185.7 | C-8 | 33500 | 3200 | 200 | Clear |



R7s-12