

# Special fluorescent lamps

# CLEO Compact



CLEO



CLEO PL-L 36W

The tubular CLEO compact lamps, the so called spaghetti lamps, emit highly concentrated radiation between 300 and 400 nm. The lamps are produced in two different UV-B/UV-A ratios, namely 1.2% and 2.3% (UV-B: 280-315 nm). For a UV-B region of 280-320 nm the ratios are 2.1% and 3.5% respectively. The higher UV-B/UV-A ratio is indicated by adding an -S (Super) to the lamp type. The -R (Reflector) types are equipped with an internal reflector of 200 degrees increasing the radiant intensity in front of the window by 70%.

The compact single-ended PL-L lamp, which emits UV radiation between 300-400 nm, has two tubes melted together with a four-pin lamp base (2G11). The lamp should be operated with a normal 36W/40W fluorescent lamp ballast combined with an S10 starter.

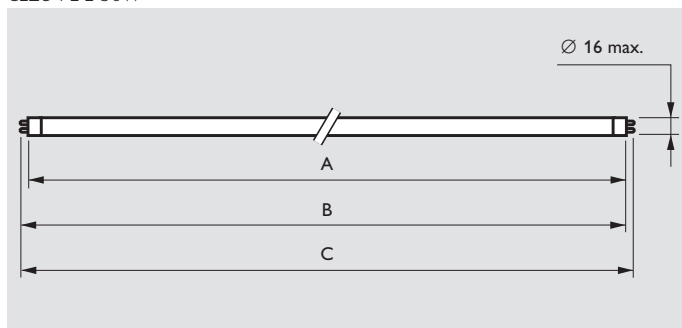
The UV-B/UV-A ratio of the PL-L lamp is 1.2% (UV-B: 280-315 nm) or 2.1% (UV-B: 280-320 nm).

### Warning

UV radiation, like solar radiation, can cause eye and skin injury if the appropriate safety measures are not observed. Always follow the manufacturer's instructions carefully when using any tanning product or system. When replacing tanning lamps in existing equipment, always adjust the tanning times according to the equipment manufacturer's instructions for the new lamp type.

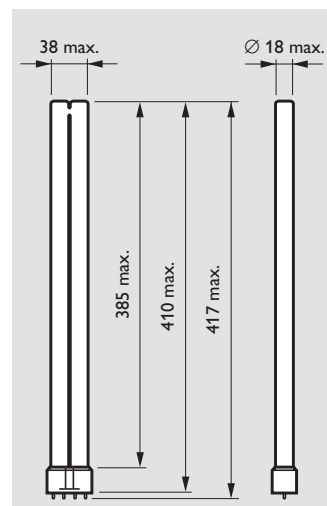
### Applications

- Suntanning/pigmentation of the skin
- Insect traps
- Photochemical processes



Dimensions in mm

Type	A max.	B min.	B max.	C max.
CLEO 15W (-S-R)	288.3	293.0	295.4	302.5
CLEO 25W (-S)(-S-R)	516.9	521.6	524.0	531.1



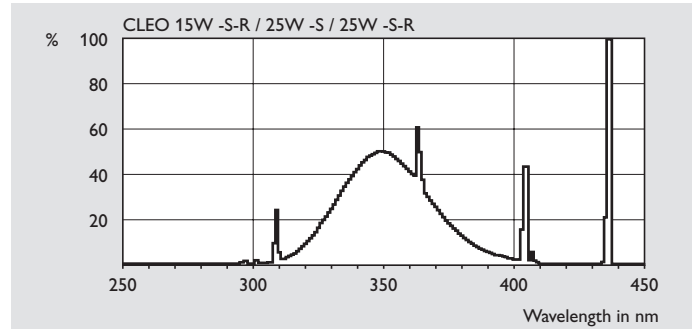
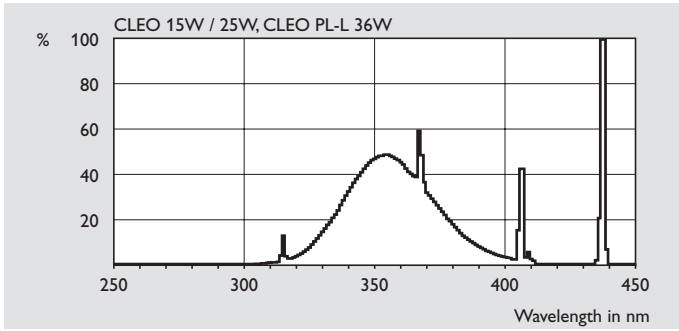
Type	Cap/base	Lamp voltage	Lamp current	UV-A radiation	UV-B/UV-A ratio	Erythema <sup>1)</sup> radiation ≤ 320 nm	Erythema <sup>1)</sup> radiation > 320 nm	Useful life	Depreciation <sup>2)</sup> 500 hrs	Nett weight	Ordering number
		V	A	W	%	mW	mW	h	%	g	
<b>COMPACT</b>											
CLEO 15W	G5	46	0.35	2.1	1.2	1.58	1.15	500	30	29	9280 012 00900
CLEO 15W -S-R	G5	46	0.35	1.5	2.3	5.29	1.16	500	30	29	9280 023 00900
CLEO 25W	G5	82	0.35	4.3	1.2	3.24	2.35	500	30	45	9280 017 00900
CLEO 25W -S	G5	82	0.35	4.3	2.3	15.16	3.34	500	30	45	9280 016 00900
CLEO 25W -S-R	G5	82	0.35	3.9	2.3	13.75	3.02	500	30	45	9280 021 00900
CLEO PL-L 36W	2G11	105	0.44	9.0	1.2	6.79	4.91	500	30	114	9279 034 00900

<sup>1)</sup> Average value at 100 hrs

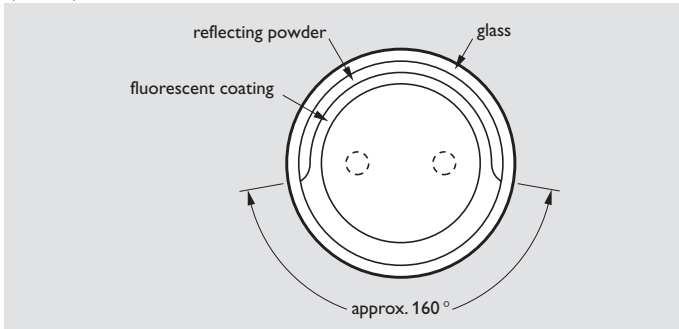
<sup>2)</sup> Related to 100 hrs value



**PHILIPS**



Spectral power distributions



Cross-section -S-R version